


3.4.3








Educational Programs: All:Admission po

- Whits... 3.00 GPA and 20
- Health... programs - 3.00 GPA

Transient applicants must apply through the Admissions Office and the Admissions Office will be reviewing applications at the last institution attended. Transferring students must apply for admission based on the last institution attended. Applicants who do not have a degree from a regionally accredited institution must submit a transcript from the last institution attended for review. Current students must submit a transcript of their current semester GPA, a 2.0 minimum GPA is required for admission. Set

Graduate Catalog under entries for each college or school and are individually defined for each level (master, specialist, and doctor level). For an example of these requirements, ple



-  [13] International Admissions Language Score Requirements
-  [14] Teacher Ed Admission Requirements
-  [15] College of Nursing Admission
-  [16] Readmission After Suspension Procedures
-  [17a] Requirements for Early Admission and Dual Enrollment Programs
-  [17b] Procedures for Early Admission and Dual Enrollment Programs
-  [18] College of Engineering Graduate Admission Requirements
-  [19] TBR_UT Comparison_07242014
-  [20] TTU Persistence Analysis_12152013