

1. The first cohort of students graduated in Spring 2023. 4/9 (44%) of program graduates have taken the credentialing exam. The remaining 56% have 10 months to take the exam within 12 months of program completion.
3. **d Z % CE } P CE** Year pass rate (graduates who pass the registration exam within one year of first attempt) on the CDR credentialing exam for dietitian nutritionists is at least 80%.
 1. The first cohort of students graduated in Spring 2023. 3/9 (33%) of program graduates have taken the credentialing exam and passed. 1/9 students has taken the exam and not passed. The current pass rate is 75%. The student who did not pass plans to re-take the exam, which will improve this percentage. In addition, 5 other students have not yet taken the exam. When they pass the exam over the next 10 months, this will also improve this percentage.
- 4.

Use of Results to Improve Outcomes:

Program goals and objectives were modified to align with the program's accrediting body, the Accreditation Council for Education in Nutrition and Dietetics (ACEND). The first cohort of students graduated in Spring 2023. Data collection regarding program outcomes began at that time and will continue over the next year. No changes will be made until more outcomes data is collected.

SLO 2: GRADUATES WILL BE PREPARED FOR CAREERS IN NUTRITION AND DIETETICS AND WILL BE EQUIPPED TO UNIQUELY ADDRESS THE HEALTH AND NUTRITION NEEDS OF RURAL COMMUNITIES.

Define Outcome:

SLO 2: Graduates will be prepared for careers in nutrition and dietetics and will be equipped to uniquely address the health and nutrition needs of rural communities.

Assessment Methods:

1. At least 80% of employers who respond to employer satisfaction surveys will rate the preparation of graduates as Good to Excellent.
 1. Employer surveys will be used to collect this data.

Criteria for Success (Thresholds for Assessment Methods):

1. At least 80% of employers who respond to employer satisfaction surveys will rate the preparation of graduates as Good to Excellent.
 1. The first cohort of students graduates in Spring 2023. Data from employer surveys will begin being collected in Fall 2023.

Results and Analysis:

- a. *At least 80% of program graduates who respond to exit surveys will rate the quality of the Community Health and Nutrition Graduate Program as Good to Excellent. (RE 2.1.c.1.d); Results: Data from exit surveys will be collected beginning in spring 2023. 2/9 Spring 2023 graduates have taken the exit survey. 100% have rated the program as excellent.*
- b. *At least 80% of employers who respond to employer satisfaction surveys will rate the preparation of graduates as Good to Excellent. (RE 2.1.c.d); Results: Data from employer surveys will be collected beginning in fall 2023.*

Use of Results to Improve Outcomes:

Program goals and objectives were modified to align with the program's accrediting body, the Accreditation Council for Education in Nutrition and Dietetics (ACEND). The first cohort of students graduated in Spring 2023. Data collection regarding program outcomes began at that

Appendix 1: Curriculum Map, Community Health and Nutrition MS

Appendix 2: Program Evaluation Plan, Community Health and Nutrition MS


Appendix 1: Curriculum Map, Community Health and Nutrition MS

Appendix 1: Curriculum Map, Community Health and Nutrition MS, cont.

Additional Directions:

1. In the column **W/** indicate **M** performance indicators that will not have a summative assessment in the curriculum. The program chooses which performance indicators to assess in the program and at least one performance indicator must be assessed for each competency.
2. Summative assessment of at least one performance indicator selected by the program must occur at the level indicated for the competency of that performance indicator.
3. Record where in the curriculum and at what level (knows, shows, does) the summative assessment of the performance indicators occurs; formative assessment is not recorded on the curriculum map.
4. For courses where a performance indicator is being assessed several times and at various levels of performance, record the highest level to be demonstrated in that course.
5. The level of achievement of a performance indicator selected by the program must be met in the curriculum at least once at the level specified for that performance indicator. For example, if

Appendix 1: Curriculum Map, Community Health and Nutrition MS, cont.

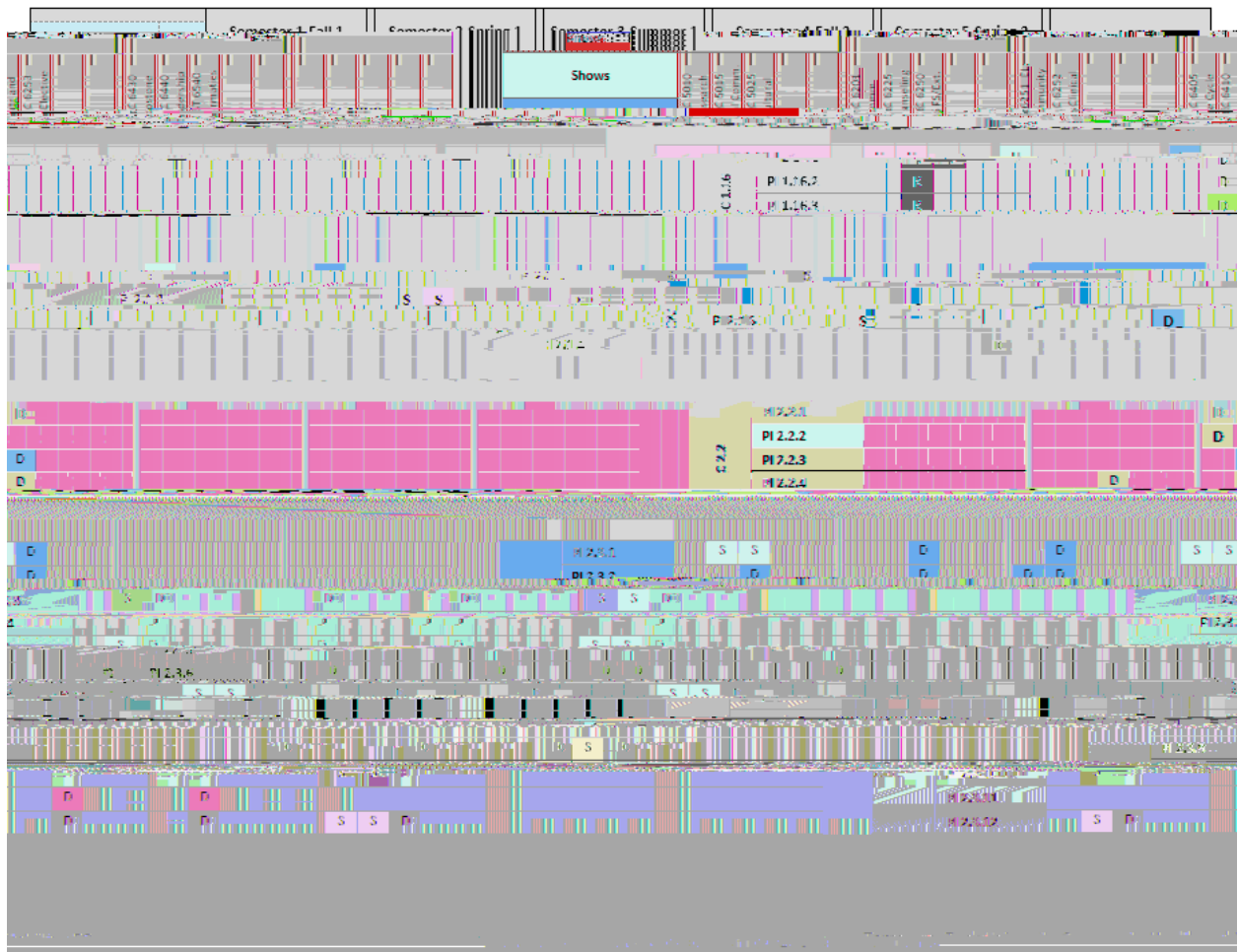


Appendix 1: Curriculum Map, Community Health and Nutrition MS, cont.

	Prerequisites	Semester 1-Fall 1	Semester 2-Spring 1	Semester 3-Summer 1	Semester 4-Fall 2	Semester 5-Spring 2
C.1.6	PI 1.6.2				S	
	PI 1.6.3				S	
C.1.7	PI 1.7.1				S	
	PI 1.7.2				S	
C.1.8	PI 1.8.1					S S
	PI 1.8.2					S S
C.1.9	PI 1.9.1					
	PI 1.9.2					
C.1.10	PI 1.10.1					
	PI 1.10.3					

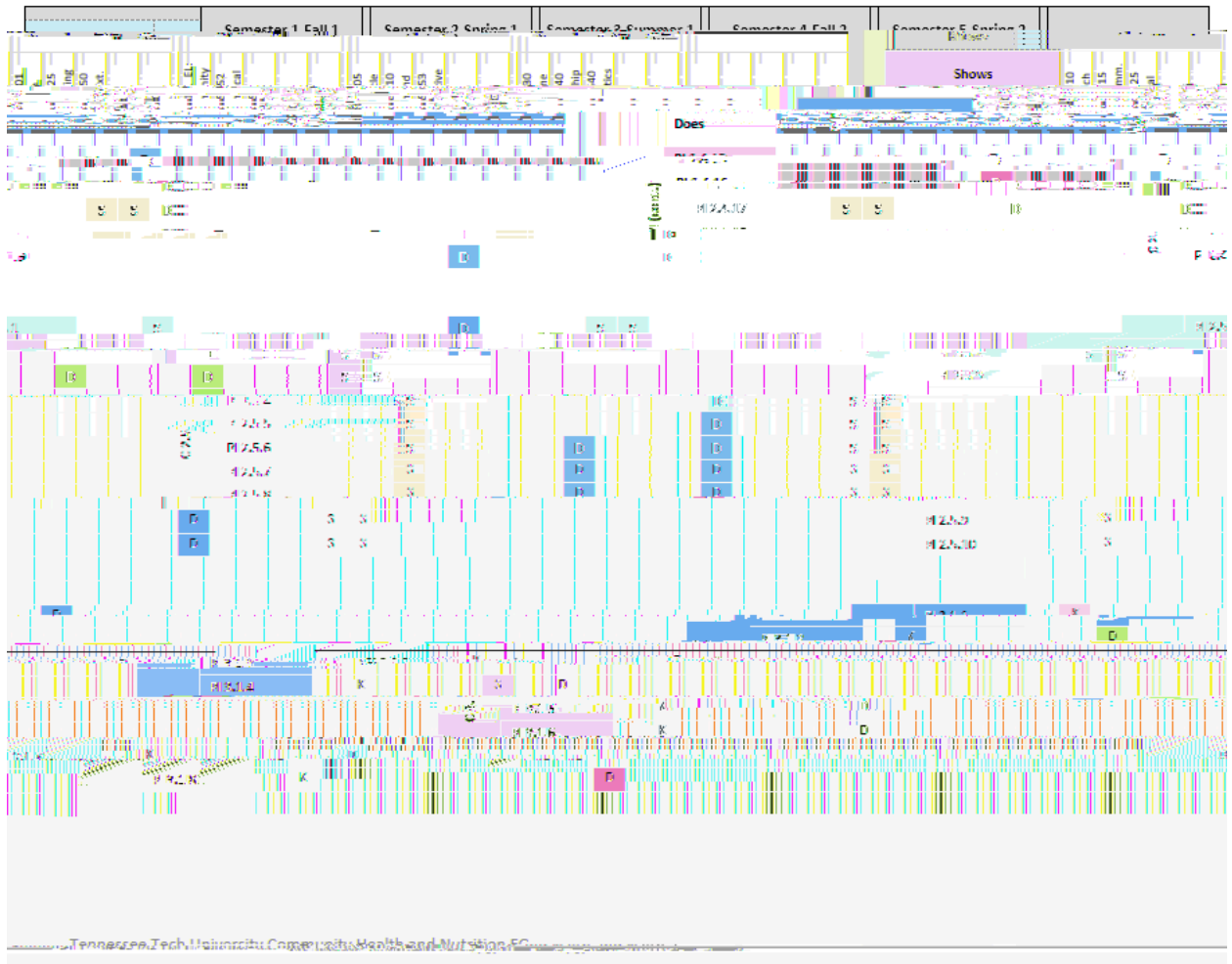
Appendix 1: Curriculum Map, Community Health and Nutrition MS, cont.

Appendix 1: Curriculum Map, Community Health and Nutrition MS, cont.



Appendix 1: Curriculum Map, Community Health and Nutrition MS, cont.

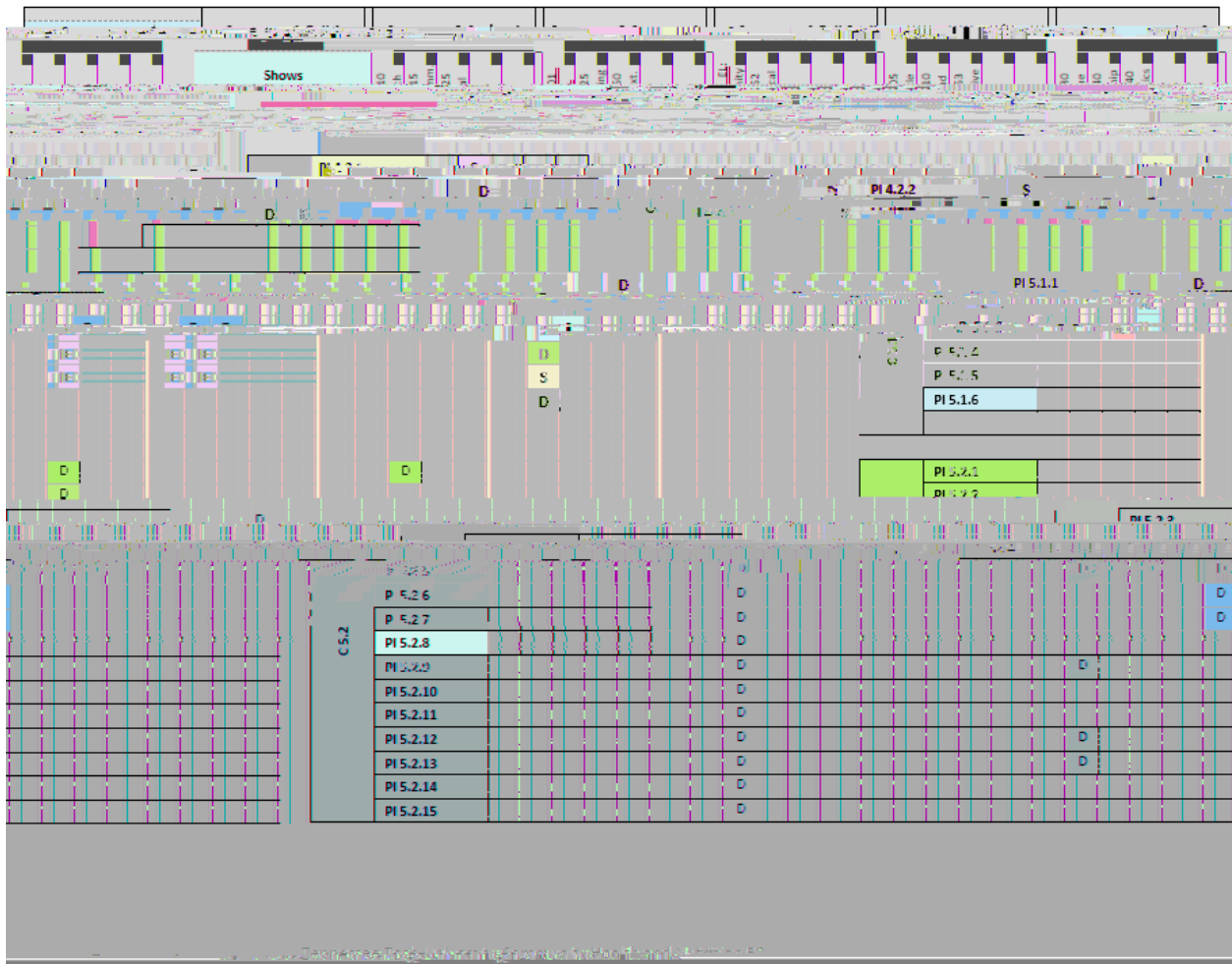
Appendix 1: Curriculum Map, Community Health and Nutrition MS, cont.




Appendix 1: Curriculum Map, Community Health and Nutrition MS, cont.

Knows	Semester 1-Fall 1	Semester 2-Spring 1	Semester 3-Summer 1	Semester 4-Fall 2	Semester 5-Spring 2
<p>PI 3.2.1</p> <p>PI 3.2.2</p> <p>PI 3.2.3</p> <p>PI 3.2.4</p>					
<p>PI 3.2.5</p>					
				<p>PI 3.2.6</p> <p>PI 3.2.7</p>	
				<p>PI 3.2.8</p>	
					<p>PI 3.4.1</p> <p>PI 3.4.2</p> <p>PI 3.4.3</p>
					<p>PI 4.1.1</p> <p>PI 4.1.2</p>
					<p>PI 4.1.6</p> <p>PI 4.1.7</p>


Appendix 1: Curriculum Map, Community Health and Nutrition MS, cont.



Appendix 1: Curriculum Map, Community Health and Nutrition MS, cont.



Appendix 1: Curriculum Map, Community Health and Nutrition MS, cont.



Appenđtx

Appendix 2: Program Evaluation Plan, Community Health and Nutrition MS, cont.

