Awesome Access: Converting from a URL

Center for Innovation in Teaching and Learning

This document outlines the steps for how to use Awesome Access with a URL.

Awesome Access

Awesome Access is a program available to the faculty and students of TN Tech on the website that will make any file, URL, or text accessible following four steps. The program sends the completed accessible file in your preferred format to your specified email address.

Converting from a URL

1. Go to Awesome Access (tntech.edu)
2. Select from the source box

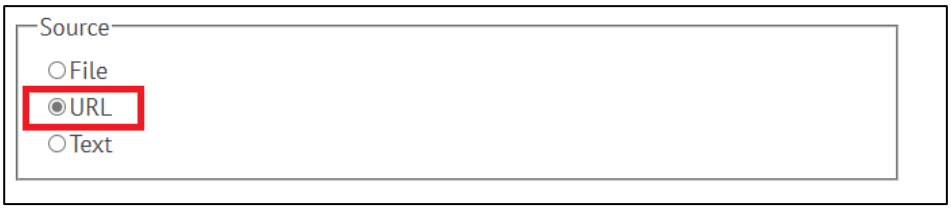

3. Enter and select

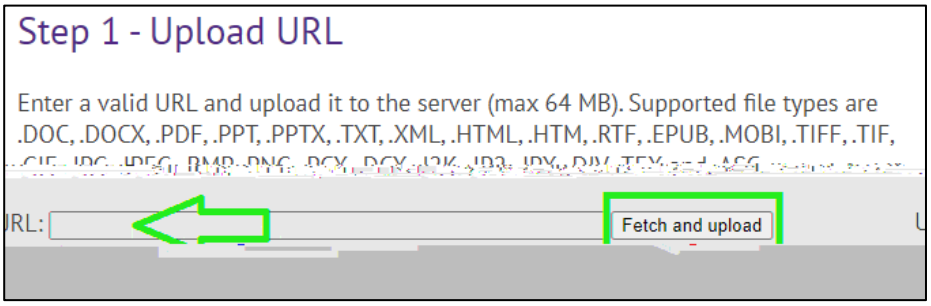

4. Select the

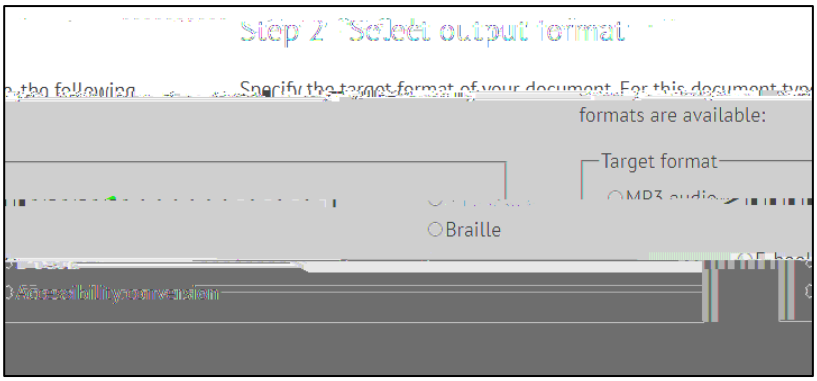

5. Select (defaulted to American English with Normal speed)

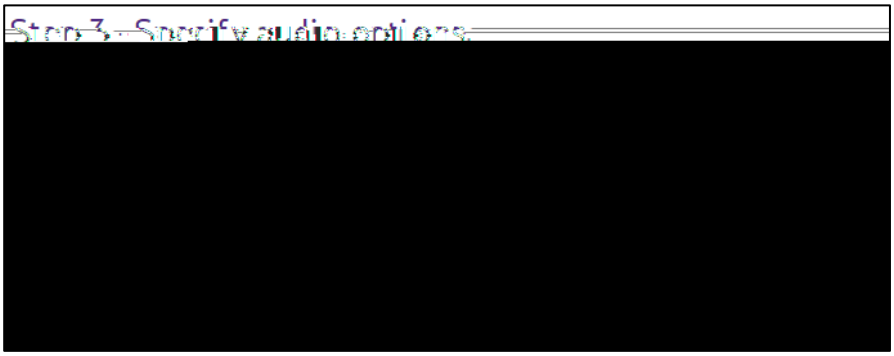

6. Enter your and select . When the file is ready, it will be sent to your email.